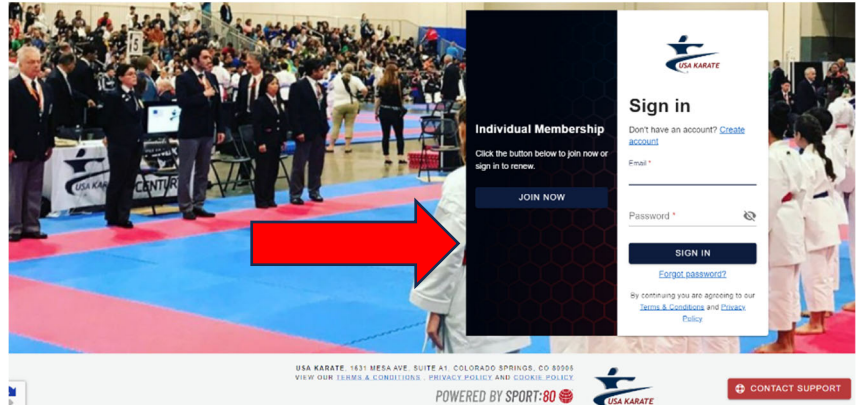


## How to Access the SafeSport Training

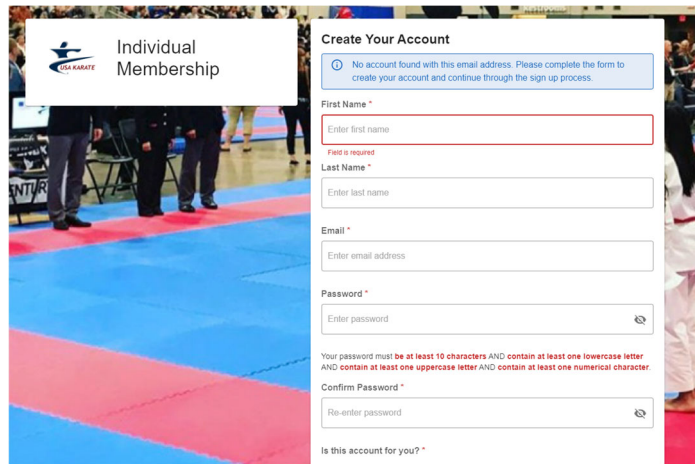
SafeSport is done thru our membership platform. There is a **free** membership that you want to select, this will give you access to the training. You will not be able to register in tournamentinabox until you are current with your SafeSport Training. If you already have a profile set up you can skip to #10

1. Create a profile in Sport80
2. Click on **JOIN NOW**
3. Enter email address
4. Create your account and fill in your information
5. Click Register at the bottom

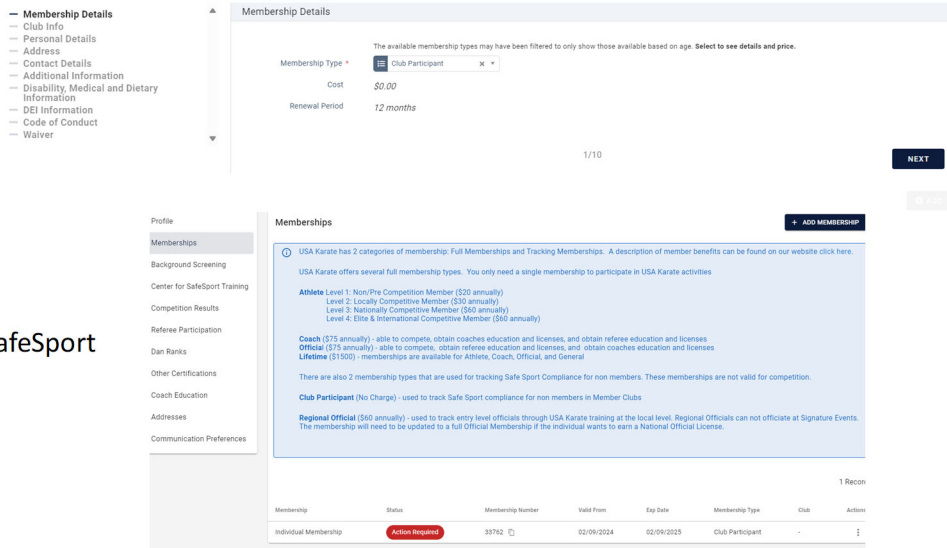
<https://usankf.sport80.com>



6. Create your account
7. Click Select for your profile



8. Click on **CLUB PARTICIPANT**
9. Follow the steps to enter your information
10. Your next page will show your profile You will notice the **action required**, that is because you need to complete SafeSport



11. Click on Cener for SafeSport. (listed on the left)
12. Click on +Access Training (upper left)

The screenshot shows the 'Center for SafeSport Training' page. On the left sidebar, 'Center for SafeSport Training' is highlighted. In the top right corner, there is a '+ ACCESS TRAINING' button. The main content area contains a message box with the following text: 'To take your SafeSport training, or to complete your next SafeSport Refresher course, click the '+ Access Training' button. SafeSport training is an annual requirement, meaning it needs to be completed once every 365 days to remain 'Current'. If the '+ Access Training' button does not appear, it means that the Platform is not recognising that you are ready to take the training (either because your current course is still valid or you are not old enough to take the course). If you believe that this is incorrect or if you do not see a current SafeSport training course on your profile that you believe should appear, please use the 'Support' button to notify our team so this can be investigated further.'

Center for SafeSport Training	Status	Valid From	Valid To	Program Type	Actions
No items to show. Added items will appear here.					

13. Confirm email and click access training.

- You will notice once you have completed the training that your status is changed to “current”
- If you have taken SafeSport training prior to this and have a RED LAPSED circle, click on that and it will take you to the training.
- If your SafeSport is “Current” but will expire before the tournament click the green current button and you will be able to access the training up to a month early.
- No need to print your certificate. Your membership ID number will confirm it when you register.
- Page 9 is code of conduct. Click the BLUE code of conduct if you want to view it.
- There is a “contact support” button on the bottom of the screen if you need help.
- You can also contact our office at [natoffice@usankf.org](mailto:natoffice@usankf.org) is you need help.